

# READING COLORS

YOUR  
WORLD.



ALS is happy to promote the 2021 iREAD Summer Reading Program and to provide a fun summer experience for all ages!



2021 Arrowhead Library System Summer Reading Program













# Before going to the grocery store...

- Make a list.
- Look at a recipe and talk about the ingredients needed.

## Fun things to do when at the grocery store:

1. Play I Spy. I see the color...yellow, blue, or red, etc.
2. What is your child's favorite fruit, vegetable, cereal, dessert?  
Talk about the last time they ate those favorite foods or why they want to try a new food.
3. Discover food names that start with the same letter as your child's name.
4. Let your child hold the grocery list.
5. Look for print around the store, point out signs in areas or aisles.
6. Read price tags and point to the price while you read it out loud.





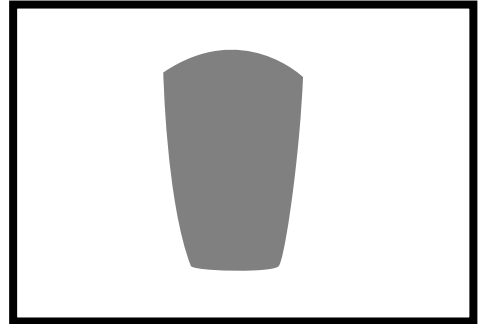




# Shapes


Instructions:

1. Draw a line from the object on the left with its outline on the right.



# JUNE 2021


## Daily literacy-building activities to share with your child.



Arrowhead Library System  
[www.aheadlib.info](http://www.aheadlib.info)

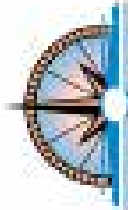


SUNDAY	MONDAY	TUESDAY	WEDNESDAY	THURSDAY	FRIDAY	SATURDAY
<b>6 READING</b> Make a paper bag puppet. Have the animal read a book. 	<b>7 WRITING</b> Draw the outline of your child's hand. Write the date and have your child "sign" the drawing. 	<b>8 WRITING</b> Draw outside with sidewalk chalk. Draw letters and shapes. 	<b>9 PLAYING</b> Play the letter dig game. Look for words that begin with "S". See Summer. 	<b>10 TALKING</b> Pick out a family member in a random picture. Ask your child to tell you about the picture. Award an adult your child says to create a story. 	<b>11 SINGING</b> Recite "Little Miss Muffet." (Words are on the back.) 	<b>12 COUNTING</b> Measure your child's height and record it here. Compare to January's measurement. 
<b>13 WRITING</b> In the morning write today's lunch list. Check things off as you do them. 	<b>14 PLAYING</b> Play Lost Frog with stuffed animals. Explain it to the game is called "Lup Frog" because of eyes resemble frogs leaping through the air. 	<b>15 TALKING</b> Talk about colors. What is your favorite color and why? Find your favorite color something (like you) can today. 	<b>16 SINGING</b> Recite the poem rhyme "Little Diddle Dangle." (Words are on the back.) 	<b>17 COUNTING</b> Go for a walk. Pick something and count how many you see. (Cars, trees, flowers, clouds, birds, airplanes, etc.) 	<b>18 READING</b> Go to the library and pick out a book about Summer. 	<b>19 READING</b> Read a book about flowers and plants. 
<b>20 PLAYING</b> Sit on cushions on the floor and pretend to be in a boat. Sing "Row, Row, Your Boat." (Words are on the back.) 	<b>21 TALKING</b> Ask if you are able to read a book. (Who, What, Where, When, Why). Ask if you know someone who is right? What is your name? 	<b>22 SINGING</b> Make up a song using words that start with dog. 	<b>23 COUNTING</b> Count the number of books you give your child today. 	<b>24 READING</b> Look at a magazine together. Explain some of the pictures or illustrations. 	<b>25 WRITING</b> Make a book of your child's favorite words. Talk about the words and draw pictures. 	<b>26 PLAYING</b> Play that legs to an eight. (Instructors are on the back.) 
<b>27 TALKING</b> Talk about food. What do you like to eat? 	<b>28 SINGING</b> Sing a parade. Put on music and march around. Pretend to play instruments. 	<b>29 COUNTING</b> Sort items from your grocery bag. How many items do you have? How many items do you have? How many items do you have? 	<b>30 READING</b> While reading a familiar book today, pause here and there to show your child to say some of the words. 	<b>31 WRITING</b> Write a book of your child's favorite words. Talk about the words and draw pictures. 	<b>32 PLAYING</b> Play that legs to an eight. (Instructors are on the back.) 	<b>33 READING</b> While reading a familiar book today, pause here and there to show your child to say some of the words. 



# JULY 2021

## Daily literacy-building activities to share with your child.




Arrowhead Library System  
[www.aheadlib.info](http://www.aheadlib.info)



SUNDAY	MONDAY	TUESDAY	WEDNESDAY	THURSDAY	FRIDAY	SATURDAY
<b>4 SINGING</b> Sing along with movement like "EMSO." (Words are on the back.) 	<b>3 COUNTING</b> Have your child help cook with a recipe. "We will measure eggs, oil and flour..." 	<b>5 READING</b> Look at the cover of a book before reading it. Point out the book's title and any other words written on it. 	<b>7 WRITING</b> Write a message and track it in your child's shoe. Read it together when your child finds it. 	<b>2 WRITING</b> Plan a picnic. Write a list of things you will need to keep. Check off the items you locate in the items. 	<b>2 PLAYING</b> Play "Big Steps, Little Steps" outside. Call out what you and your child will use. Big Steps (use big steps); Little Steps (use tiny steps). 	<b>3 TALKING</b> Talk about today's meal that shared a food you really like. 
<b>10 COUNTING</b> Compare amounts. "The brownie pan is bigger than the..." 	<b>12 READING</b> Vary your voice as you read. Use different expressions to help your child learn about feelings. 	<b>10 WRITING</b> Write a message outside with chalk. 	<b>10 PLAYING</b> Play the letter dig game. Look for things that begin with the first letter of your child's name. 	<b>3 PLAYING</b> Play "Follow the leader" outside. Do three things (such as hop, touch your feet, take a big step) and ask your child to do the same things. 	<b>9 TALKING</b> Use a fruit or vegetable your child hasn't seen before. Talk about how it is used, feels, smells, tastes. 	<b>10 SINGING</b> Play music with a host song as you pick up and put away toys. 
<b>18 READING</b> After reading a book, talk about your favorite part. 	<b>13 WRITING</b> Help your child draw a picture of a summer activity. Show your child "tag" the picture. 	<b>10 WRITING</b> Write a message outside with chalk. 	<b>15 PLAYING</b> Take a walk outside. Talk about all you see. Point out and name things. 	<b>2 WRITING</b> Plan a picnic. Write a list of things you will need to keep. Check off the items you locate in the items. 	<b>15 SINGING</b> Sing a circle "Play Heads Little Lams." (Words are on the back.) 	<b>10 COUNTING</b> Use a piece of string to measure things. How is longer? What is shorter? 
<b>20 READING</b> Ask your child to draw a letter to a special person. Show how to address an envelope and add a stamp. Don't forget to mail the letter together. 	<b>17 PLAYING</b> Play "Huddle." The leader has you and the people and he is in a huddle about an object of your choice. 	<b>10 WRITING</b> Write a message outside with chalk. 	<b>15 TALKING</b> Take a walk outside. Talk about all you see. Point out and name things. 	<b>2 WRITING</b> Plan a picnic. Write a list of things you will need to keep. Check off the items you locate in the items. 	<b>25 COUNTING</b> Count how many birds you see today. 	<b>25 READING</b> Find it, every where. Point out words wherever you go today. 
<b>23 WRITING</b> Ask your child to draw a letter to a special person. Show how to address an envelope and add a stamp. Don't forget to mail the letter together. 	<b>27 TALKING</b> Talk about things you do in the morning, things you do in the afternoon, and things you do at night. 	<b>10 WRITING</b> Write a message outside with chalk. 	<b>20 TALKING</b> Ask your child about when animals sleep at night. 	<b>2 WRITING</b> Plan a picnic. Write a list of things you will need to keep. Check off the items you locate in the items. 	<b>25 COUNTING</b> Count how many birds you see today. 	<b>25 READING</b> Find it, every where. Point out words wherever you go today. 
<b>23 WRITING</b> Ask your child to draw a letter to a special person. Show how to address an envelope and add a stamp. Don't forget to mail the letter together. 	<b>27 TALKING</b> Talk about things you do in the morning, things you do in the afternoon, and things you do at night. 	<b>10 WRITING</b> Write a message outside with chalk. 	<b>20 TALKING</b> Ask your child about when animals sleep at night. 	<b>2 WRITING</b> Plan a picnic. Write a list of things you will need to keep. Check off the items you locate in the items. 	<b>25 COUNTING</b> Count how many birds you see today. 	<b>25 READING</b> Find it, every where. Point out words wherever you go today. 
<b>23 WRITING</b> Ask your child to draw a letter to a special person. Show how to address an envelope and add a stamp. Don't forget to mail the letter together. 	<b>27 TALKING</b> Talk about things you do in the morning, things you do in the afternoon, and things you do at night. 	<b>10 WRITING</b> Write a message outside with chalk. 	<b>20 TALKING</b> Ask your child about when animals sleep at night. 	<b>2 WRITING</b> Plan a picnic. Write a list of things you will need to keep. Check off the items you locate in the items. 	<b>25 COUNTING</b> Count how many birds you see today. 	<b>25 READING</b> Find it, every where. Point out words wherever you go today. 
























# AUGUST 2021

## Daily literacy-building activities to share with your child.



Arrowhead Library System  
[www.ahlib.org](http://www.ahlib.org)



SUNDAY	MONDAY	TUESDAY	WEDNESDAY	THURSDAY	FRIDAY	SATURDAY
<b>1   WRITING</b> Sit down and write a list of seven things you see. 	<b>2   PLAYING</b> Find an the sidewalk with water. Sketch a message. 	<b>3   TALKING</b> Write five "some" and "different" like, "How are our socks the same and different?" They go on our feet and they are different colors. 	<b>4   SINGING</b> Make music with things you have in the house. Use pots, pans, spoons, bowls, and trays. 	<b>5   COUNTING</b> Talk about this. How long does it take to get to Grandpa's house? How long does it take to get to the park? 	<b>6   READING</b> Find a magazine from about 1900. Talk about what you're learning. Say the words "What a Bird" (birds are in feathers). 	<b>7   WRITING</b> Identify things in your child's room. Red, blue, yellow, black, green. Point to the words and discuss the patterns you see. 
<b>1   PLAYING</b> Play with blocks. What can you make? Find the blocks in the water shape. 	<b>2   TALKING</b> Take an episode with words. Talk about things that happen after your letter episode. 	<b>3   SINGING</b> Sing a bedtime story. Encourage your child to sing with you. 	<b>4   COUNTING</b> Put five stuffed animals in a paper bag and label it "5". 	<b>5   READING</b> Set for the story and check out a new book. 	<b>6   WRITING</b> Draw a picture for a grandparent or other very important person. 	<b>7   PLAYING</b> Play "What Did?" You go to the store and get an object. Say what you got. 
<b>1   TALKING</b> Holders' Day! Holders, talk about what you did at the library. 	<b>2   SINGING</b> Pick a new kind of music you have listened to before. Listen together. 	<b>3   COUNTING</b> Get the sides that meal. How many pieces will you need? How many identical? Helped? 	<b>4   READING</b> Go to the library for a new book you haven't read before. The librarian can help you find one. 	<b>5   WRITING</b> Use play dough to a shape your child's first name. 	<b>6   PLAYING</b> Play the yes-or-no game about time. Is it time for breakfast? Is time to read? Is it time for school? 	<b>7   TALKING</b> Get on a bear talk about things you did this morning. The afternoon, and tonight. 
<b>2   SINGING</b> Sing a "good morning" song to greet your child in the morning. 	<b>2   COUNTING</b> Use a map and the things those. Count how many there are. Put them in two color bins and label the bins. 	<b>2   READING</b> Print out signs everywhere you go today. Listen what they say and how they help. 	<b>3   WRITING</b> Draw a picture on the sidewalk. Draw a triangle, a circle, a stick, and a rectangle. Talk about how they are different. 	<b>3   PLAYING</b> Go on a letter hunt today. Pick a letter and call it out every time you see it. Keep track of how many you see. 	<b>3   TALKING</b> Offer choices today. Do you want the book or the toy? Do you want water or juice? What do you like to have a sandwich? 	<b>3   SINGING</b> Sing "The Wheels on the Bus" (Wheels are on the bus). 
<b>2   COUNTING</b> Take around your hand and around your child's hand. Talk about the difference in size. 	<b>2   READING</b> Read a story about how each person picks a book to read about. 	<b>2   WRITING</b> Write the names of each family member with chalk on the sidewalk. Stand on your name. 